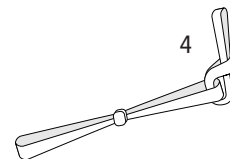
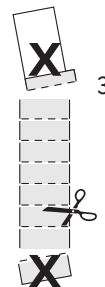
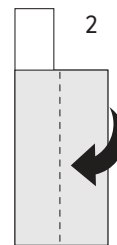
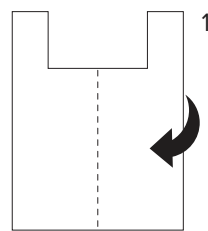


# MAKE “PLARN”

*A creative way to reuse plastic grocery bags*

**Plarn** (plastic yarn) can be used instead of regular yarn to crochet reusable tote bags, purses, doormats and more.

- 1 Lay standard size plastic grocery bag flat and fold it in half lengthwise.
- 2 Fold bag in half again.
- 3 Cut folded bag into 1-inch loops (about the width of your finger), discarding handles and bottom.
- 4 Knot loops together to form a single strand.
- 5 Pull the ends snug, but not so tight that you stretch or distort the plastic.
- 6 Roll the strand into a ball and use as you would regular yarn!



\* *To make as a sleeping mat:* Single crochet with a size 10 needle a 3 foot by 6 foot square.